

UTILITY DATA

PG&E delivery charges

Details of PG&E Electric Delivery Charges

06/23/2019 - 07/24/2019 (32 billing days)

Service For: [site address here]

Service Agreement ID: [service ID here]

Rate Schedule: E1 T Residential Service

06/23/2019 – 06/30/2019	Your Tier Usage	1	2
--------------------------------	------------------------	---	---

Tier 1 Allowance	61.60 kWh	(8 days x 7.7 kWh/day)	
Tier 1 Usage	61.600000 kWh	@ \$0.22281	\$13.73
Tier 2 Usage	59.650000 kWh	@ \$0.28039	16.73
Generation Credit			-13.72
Power Charge Indifference Adjustment			4.06
Franchise Fee Surcharge			0.07

07/01/2019 – 07/24/2019	Your Tier Usage	1	2
--------------------------------	------------------------	---	---

Tier 1 Allowance	184.80 kWh	(24 days x 7.7 kWh/day)	
Tier 1 Usage	184.800000 kWh	@ \$0.22376	\$41.35
Tier 2 Usage	178.950000 kWh	@ \$0.28159	50.39
Generation Credit			-42.77
Power Charge Indifference Adjustment			9.85
Franchise Fee Surcharge			0.24

Total PG&E Electric Delivery Charges \$79.93



NOT TOU

A residential customer on non-TOU.

Plan name: E-1

No PV or batteries.

CCA generation charges

Details of Monterey Bay Community Power Electric Generation Charges

06/23/2019 - 07/24/2019 (32 billing days)

Service For: [site address here]

Service Agreement ID: [CCA service ID and PG&E service ID here]

Rate Schedule: MBRETCH1 MBchoice E1

06/23/2019 – 06/30/2019

Generation - Total	121.250000	kWh @ \$0.07908	\$9.59
Energy Commission Tax			0.04

07/01/2019 – 07/24/2019

Generation - Total	106.093750	kWh @ \$0.07908	\$8.39
Generation - Total	257.656250	kWh @ \$0.08981	23.14
Energy Commission Tax			0.11

Total Monterey Bay Community Power Electric Generation Charges **\$41.27**



®

NOT TOU

A residential customer on non-TOU.

Plan name: E-1

No PV or batteries.

PG&E delivery charges

Details of PG&E Electric Delivery Charges

07/19/2021 - 08/17/2021 (30 billing days)

Service For: [site address here]

Service Agreement ID: [service ID here]

Rate Schedule: Time-of-Use (Peak Pricing 4 - 9 p.m. Every Day)

07/19/2021 – 07/31/2021

Baseline Allowance	88.40	kWh	(13 days x 6.8 kWh/day)	
Energy Charges				
Peak	15.017000	kWh	@ \$0.41813	\$6.28
Off Peak	75.452000	kWh	@ \$0.35469	26.76
Baseline Credit	88.400000	kWh	@ -\$0.07584	-6.70
Generation Credit				-10.80
Power Charge Indifference Adjustment				4.26
Franchise Fee Surcharge				0.04
Oakland Utility Users' Tax (7.500%)				1.49

08/01/2021 – 08/17/2021

Baseline Allowance	115.60	kWh	(17 days x 6.8 kWh/day)	
Energy Charges				
Peak	31.173000	kWh	@ \$0.41972	\$13.08
Off Peak	99.090000	kWh	@ \$0.35628	35.30
Baseline Credit	115.600000	kWh	@ -\$0.07575	-8.76
Generation Credit				-16.06
Power Charge Indifference Adjustment				6.13
Franchise Fee Surcharge				0.06
Oakland Utility Users' Tax (7.500%)				2.23

Total PG&E Electric Delivery Charges \$53.31

2018 Vintaged Power Charge Indifference Adjustment



TOU

A residential customer on TOU.

Plan name: E-TOU-C

No PV or batteries.

CCA generation charges

Details of East Bay Community Energy Electric Generation Charges

07/19/2021 - 08/17/2021 (30 billing days)

Service For: [site address here]

Service Agreement ID: [CCA service ID and PG&E service ID here]

07/19/2021 – 08/17/2021

Rate Schedule: ETOUC-Bright Choice

Off-Peak Summer	174.542000	kWh	@ \$0.11053	\$19.29
Peak Summer	46.190000	kWh	@ \$0.16397	7.57
Power Charge Indifference Adjustment Credit				-10.38
Franchise Fee Surcharge Credit				-0.10
Bright Choice				-0.27
		Net Charges	16.11	
Local Utility Users Tax (7.500%)				1.21
Energy Commission Tax				0.07

EBCE offers Bright Choice at a 1% discount to PG&E generation rates.

Learn more at ebce.org/bill

**Total East Bay Community Energy
Electric Generation Charges** **\$17.39**



TOU

A residential customer on TOU.

Plan name: E-TOU-C

No PV or batteries.

Reading a non-residential bill

PG&E delivery charges

Details of PG&E Electric Delivery Charges

05/18/2020 - 06/16/2020 (30 billing days)

Service For: [site address here]

Service Agreement [service ID here]

Rate Schedule: E19S Medium General Demand-Metered TOU Service

05/18/2020 – 06/16/2020

Customer Charge	30 days	@ \$4.77841	\$143.35
Demand Charge			
Max Peak	11.984000	kW @ \$21.94000	262.93
Max Part Peak	11.456000	kW @ \$6.10000	69.88
Max Demand	11.984000	kW @ \$21.10000	252.86
Energy Charges			
Peak	927.848000	kWh @ \$0.17427	161.70
Part Peak	1,007.592000	kWh @ \$0.12656	127.52
Off Peak	2,760.020000	kWh @ \$0.09496	262.09
Generation Credit			-647.73
Power Charge Indifference Adjustment			148.05
Franchise Fee Surcharge			2.82
Oakland Utility Users' Tax (7.500%)			58.55

Total PG&E Electric Delivery Charges \$842.02

2017 Vintaged Power Charge Indifference Adjustment



Non-residential electric bill

A Bay Area community center

Plan name: E-19

No PV or batteries.

CCA generation charges

Details of East Bay Community Energy Electric Generation Charges

05/18/2020 - 06/16/2020 (30 billing days)

Service For: [site address here]

Service Agreement ID: [CCA service ID and PG&E service ID here]

05/18/2020 – 06/16/2020

Rate Schedule: E19S-Bright Choice

Max Part-Peak Demand Summer	11.456000	kW	@ \$3.68000	\$42.16
Max Peak Demand Summer	11.984000	kW	@ \$14.88000	178.32
Off-Peak Summer	2,760.020000	kWh	@ \$0.06854	189.17
Part-Peak Summer	1,007.592000	kWh	@ \$0.10014	100.90
Peak Summer	927.848000	kWh	@ \$0.14785	137.18
Power Charge Indifference Adjustment Credit				-148.05
Franchise Fee Surcharge Credit				-2.82
Bright Choice				-9.71
		Net Charges	487.15	
Local Utility Users Tax (7.500%)				36.54
Energy Commission Tax				1.41

EBCE offers Bright Choice at a 1.5% discount to PG&E generation rates and matches PG&E generation rates for Brilliant 100. Learn more at ebce.org/bill

**Total East Bay Community Energy
Electric Generation Charges**

\$525.10



Non-residential electric bill

A Bay Area community center

Plan name: E-19

No PV or batteries.

Electric-bill model verification

Replicate the historical electric bill

Mike the nerd says...

If your software can't replicate historical electric bills within 2%...

It has no business forecasting 20+ years into the future.

In other words:

If it can't do the math with actual real-world data...

I don't trust its math when it adds a bunch of assumptions about the future.

Utility data to collect

1) A recent electric bill

Confirm prospect's name and site address.

Identify the rate plan's name.

Identify any rate plan sub-classes.

2) Interval usage data — latest 13+ months

3) Monthly-billing data — latest 13+ months


Option 1: Green Button

2012 White House Call to Action:

Give utility customers easy and secure access to their data.



Green Button utilities 1 of 2



Source: Energy.gov

Green Button utilities 2 of 2



Directing your prospect to Green Button files

Example: PG&E online account

Prospect step 1: Click the [View Current Bill \(PDF\)](#) link and download the PDF file

Prospect step 2: Click ENERGY USAGE DETAILS

The screenshot shows the PG&E online account dashboard. At the top, there is a navigation bar with the PG&E logo, service categories (RESIDENTIAL, SMALL & MEDIUM BUSINESS, LARGE BUSINESS), and utility links (EMERGENCIES, SAFETY, CONTACT PG&E, ENGLISH). Below this is a dark blue navigation bar with menu items: YOUR ACCOUNT, CUSTOMER SERVICE, OUTAGES, RATE PLANS, SAVE ENERGY & MONEY, SOLAR & VEHICLES, and IN YOUR COMMUNITY. A user profile bar shows "Hi, Michael" with a dropdown arrow, account number "5053815631-1", address "2681 79TH AVE", and an "EDIT PROFILE & ALERTS" button. The main content area is split into two columns. The left column, titled "Your Account", shows a payment history table with a highlighted row for "Bill Charges due 11/8" with a "View Current Bill (PDF)" link. Below the table is a "Total Balance" of "\$0.00". The right column, titled "Usage, Rates & Savings", features a "Set your Bill Forecast Alert" button and a card for "ENERGY USAGE DETAILS" with a right-pointing arrow. Two orange arrows are overlaid on the image: one points from the top-left towards the "View Current Bill (PDF)" link, and the other points from the top-right towards the "ENERGY USAGE DETAILS" card.

PG&E RESIDENTIAL SMALL & MEDIUM BUSINESS LARGE BUSINESS EMERGENCIES SAFETY CONTACT PG&E ENGLISH

Hi, Michael | SIGN OUT

YOUR ACCOUNT CUSTOMER SERVICE OUTAGES RATE PLANS SAVE ENERGY & MONEY SOLAR & VEHICLES IN YOUR COMMUNITY

Hi, Michael Account: 5053815631-1 2681 79TH AVE EDIT PROFILE & ALERTS

Your Account

Last Payment 10/21 <i>Thank You</i>	\$45.05
Bill Charges due 11/8 View Current Bill (PDF)	\$45.05

Total Balance
\$0.00

Usage, Rates & Savings

Set your [Bill Forecast Alert](#)

ENERGY USAGE DETAILS
See usage & costs over time.

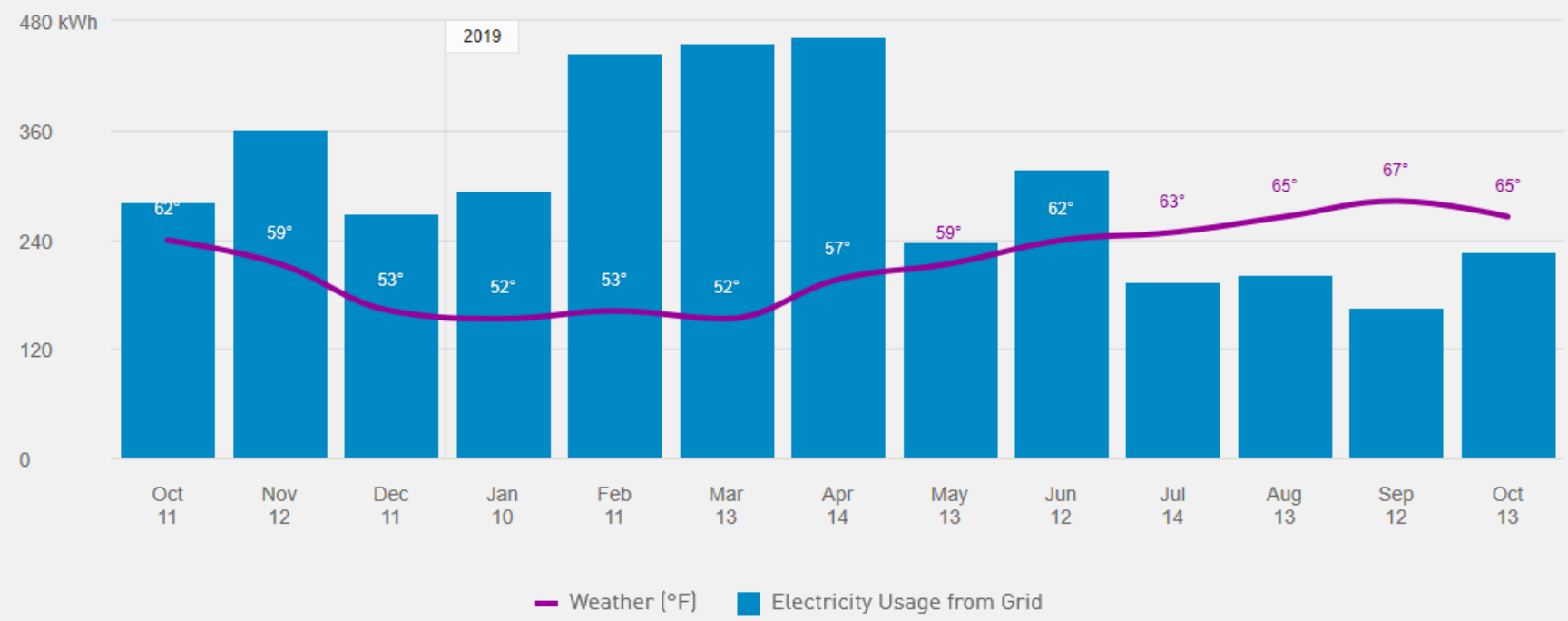
Energy Usage Details

[ENERGY USE](#) | [ENERGY COSTS](#) | [SIMILAR HOMES](#)

[COMBINED](#) | [ELECTRICITY](#) | [NATURAL GAS](#)

Year view ▾

Oct 2018 - Oct 2019




Prospect step 3:
Click the  button



**Green Button
Download
My Data** ®



 **Green Button**
Download my data

Prospect step 4: Download energy and bill files

Download my data

Time Period

Export all bill totals

Export usage for a bill period

Since your last bill: Oct 15, 2019 - ▼

Export usage for a range of days

From

10/01/2018 

To

11/12/2019 

Format

CSV

XML

CANCEL

EXPORT

Download my data

Time Period


Export all bill totals

Export usage for a bill period


Since your last bill: Oct 15, 2019 - ▼

Export usage for a range of days

From

10/12/2019 

To

11/12/2019 

Format

CSV

XML


CANCEL

EXPORT

Option 2: A third party



[https://utilityapi.com/authorize/\[your-name-here\]](https://utilityapi.com/authorize/[your-name-here])



Complete this form to securely share your utility bill and usage data with:

- michael@pausegrid.com from Pause Grid

Customer Email:

(e.g. leia.organa@gmail.com)

Customer Utility:

Choose your utility



Option 3: A utility-provided “API”



Option 3 example: PG&E's Share My Data



Share My Data

Logged in as customer-1 | [Contact Us](#)



DRP Company request data access and actions as follows:

Name: Customer 1 **Email:** email@pge.com

Quickly authorize access to your data and allow necessary changes to your services as described in the details below.

Basic Information

Includes name and service address

Billing Information

Includes billing records, billing history, billing and meter read dates, rate schedule, and voltage class

Account Information

Includes account number(s), service agreement number(s), and service start date.

Usage Information

Includes Electric and/or Gas usage data used for bill calculations, interval usage, and interval time-of-use indicators

Program Enrollment

Includes PG&E DR program name/status and CAISO information

Meter Reprogram

Electric meters being authorized may need reprogramming to record energy usage more precisely

PDP Disenroll

Service agreements that you authorize need to be disenrolled from the Peak Day Pricing program (if applicable)

Shared Accounts and Service IDs

Select all Service IDs for all Accounts

▶ Smith, Pat - 01-18-18-123456 - Account # : 0123456789 - Account UUID: 0987654321

Access duration: Indefinite

Includes data required by Rule 24, and up to 48 months of historical data prior to today's date.

Note: You can revoke this authorization any time.

Terms and Conditions: by submitting I agree to the [Terms and Conditions](#).

[Cancel](#)

SUBMIT



Images: [PG&E](#)



PG&E's email confirmation
after Share My Data form
submission...

Share My Data - New Authorization

PG&E Share My Data <sharemydata@email-pge.com>

to me ▾

AUTHORIZATION CONFIRMATION

This email is to confirm that you have authorized [name] access to your data using PG&E's Share My Data platform.

You may make updates to this authorization or cancel it at any time by logging in to [Share My Data](#).

If you do not recognize this authorization, please contact us immediately and reference this authorization using the following Subscription ID:
4323820

CONSIDERING ROOFTOP SOLAR?

Know your rights before getting started. Review the [California Solar Consumer Protection Guide](#) for advice on:

- False Claims to Watch Out For
- Your Rights
- Questions to Ask a Solar Provider *Before* Signing a Contract
- Solar Financing Options

Please Note: The California Public Utilities Commission requires solar contractors to obtain a signed copy of the above guide confirming receipt and understanding prior to solar installation.

Additional solar getting started resources and available low-income solar programs:

- [Home](#)
- [Business](#)
- [Low-Income Home Owner incentives \(SASH\)](#)
- [Low-Income Housing Multifamily Housing Incentives \(SOMAH\)](#)

Thanks,
Share My Data Team,
Pacific Gas and Electric Company
77 Beale St., San Francisco, CA 94105

UTILITY DATA

